



EVERY COMPETITOR IS EXPECTED TO HAVE READ AND ACCEPTED THESE COMPETITION RULES.

## MACHINES

### Design

No restriction applies to the type of human powered vehicle used during the races. The only requisite is that only human power is used and that competitors must be riding safely for themselves and others. The organisers reserve the right to scrutineer HPVs to ensure these rules are complied with.

### Number boards

All registered competitors will be issued with an electronic race tag and three copies of stickers showing their assigned race number. The race numbers must be displayed visibly on the front and both sides of your machine. The electronic race tag will also need to be affixed to the riders helmet (or machine) based on the provided guidelines. Failure to show numbers will result in failure for your result to be registered.

## SAFETY

### Brakes

The vehicle should have sufficient braking power and stability once moving.

### Machines

All aerodynamic attachments and accessories must be securely attached in a manner that prevents them from coming loose and presenting a hazard to the rider (or other competitors and spectators) during the races. Machines with sharp, protruding bits or open tube ends will be deemed unsafe and will have to be remedied before the machine is allowed to be used in the competition.

### Head protection

Riders must wear a hard-shell helmet that is certified by a recognised national standards authority (CE, TÜV, Snell, ANSI, etc). This is also the case for fully enclosed vehicles.

### Chain guards

The chain ring must be covered by either a fixed shield or by a strong rotating chain guard. Any homemade guarding must be free from sharp edges. The only exceptions to this rule are where the chain ring is inside a fairing or protected by the frame. Some examples of commercial and homemade chain guards can be seen here <http://www.bhpc.org.uk/chainguards.aspx>

### Overtaking

When overtaking it is the faster rider's responsibility to ensure they overtake safely. The slower rider being overtaken has no obligation to surrender track position and is free to maintain any reasonable racing line, but must not deliberately impede the rider trying to overtake.

### Additional safety recommendations

It is strongly recommended that those riding recumbent bikes without the benefit of a hard-shell fairing use elbow guards, and that everyone has a rear-view mirror.

## COMPETITORS

### Race Etiquette

Riders must not be aggressive or intimidating to other riders on the track (either verbally or in the way they ride). The use of any performance enhancing drugs and substances currently prohibited in professional cycling competitions is strictly forbidden.

### Juniors and Young Adults

Any person less than 18 years old at the date of competition will have to provide a parental authorization in order to take part to the competition.

Any competitor less than 16 years old will have to be accompanied to the event by a parent or other responsible adult. The race organisers will only be responsible for Junior competitors with respect to their safety and welfare during the races they are competing in.

On the day of registration, the accompanying adult will be requested to provide contact details (e.g. mobile phone number), which the organisers will only retain for the duration of the event in case they need to be contacted in an emergency (e.g. if there is an accident during a race).

## RACE CLASSES

The different race classes are as follows:-

<b>Fully-faired</b>	Two wheels plus front and rear fairings
<b>Part-faired</b>	Two wheels plus either a front or a rear fairing
<b>Unfaired</b>	Two wheels but with no front or rear fairing
<b>Multi-track</b>	Three (or more) wheels (trikes, quadricycles etc) with no fairing.
<b>Multi-track faired</b>	Three (or more) wheels (trikes, quadricycles etc) front and rear fairings
<b>Tandem</b>	Any machine with two riders
<b>Rowing-bike</b>	Any machine propelled by a rowing motion
<b>Arm-powered</b>	Arm-powered machines
<b>Upright</b>	Regular upright (e.g.diamond frame racer) bike

### Rider Class

Each of the above race classes will also be divided into the following rider classifications:

#### Adult Male

#### Adult Female

#### Junior

(at least 12 but less than 16 years old on 13 Jul 2018)

### Overall World Champion

The 2018 Overall World Champion will be awarded to the rider with the most points from all of the above race classes (see below for information on the scoring of race points).

There needs to be at least 3 registered competitors within a race class for it to be included. If competitors ride different classes of machine in different events, the points that they score across all the events will be ranked within the highest race machine class that they have ridden.

### Points scoring system

In each race, riders will be awarded points based on their ranking at the end of the race with each rider receiving 95% of the points awarded to one before them. Points awarded on these calculations will be rounded off to the nearest whole number

An example is shown below:

<b>Finish Position</b>	1	2	3	4	5	6	7	8
<b>Points</b>	2000	1900	1805	1715	1629	1548	1470	1397

In each of the vehicle/competitor classes this system will be used to award points to riders. The total points accumulated across all of the races will be used to determine the final rankings.

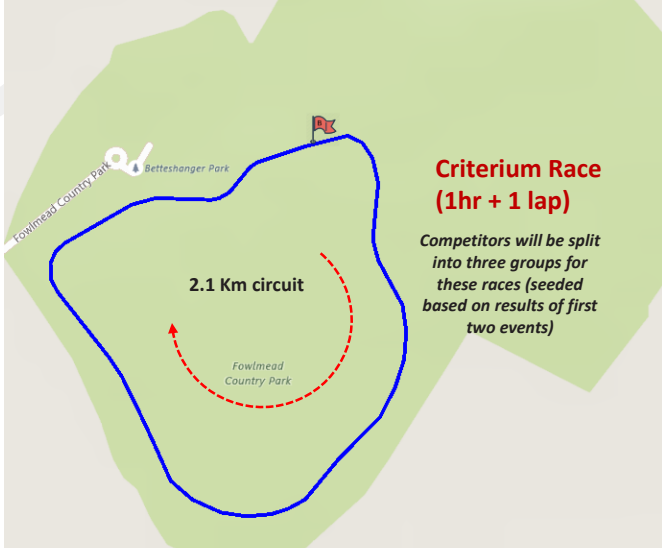
For the overall World Champion rankings the same scoring system will be used, but with riders being ranked against the whole field (i.e. independently of vehicle or competitor classes). The all category or open class world champion title will be awarded to the competitor obtaining the greater point number combined over the different races

The other titles will be awarded to competitors in their respective classes.

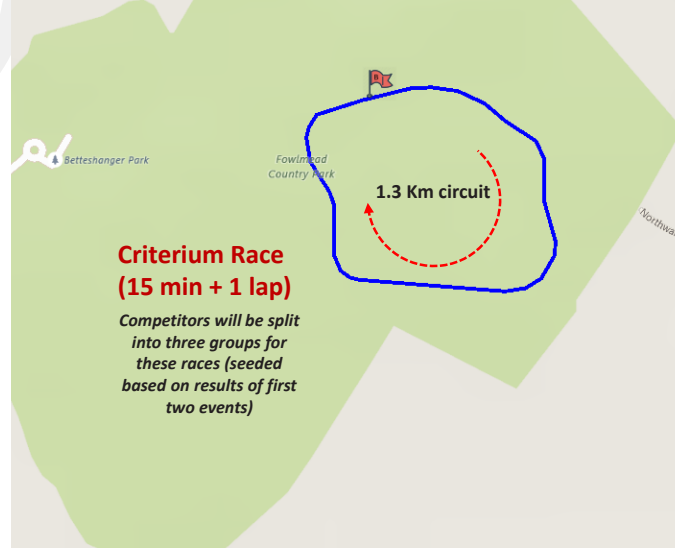
For multi-person vehicles, points are awarded to the riders as a team.

Changing any rider in a multi-purpose vehicle either during a race or between races is not allowed.

## 1HR CRITERIUM



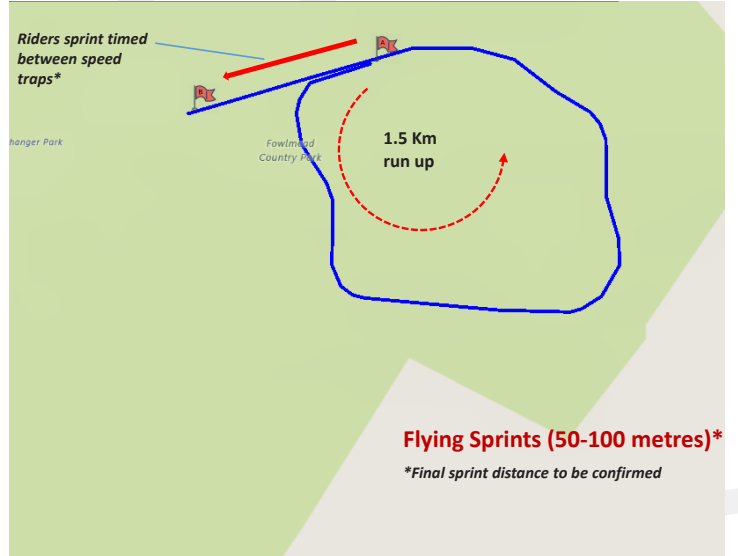
## 15MIN CRITERIUM



## 1 LAP TIME TRIAL



## FLYING SPRINTS



## 3HR ENDURANCE

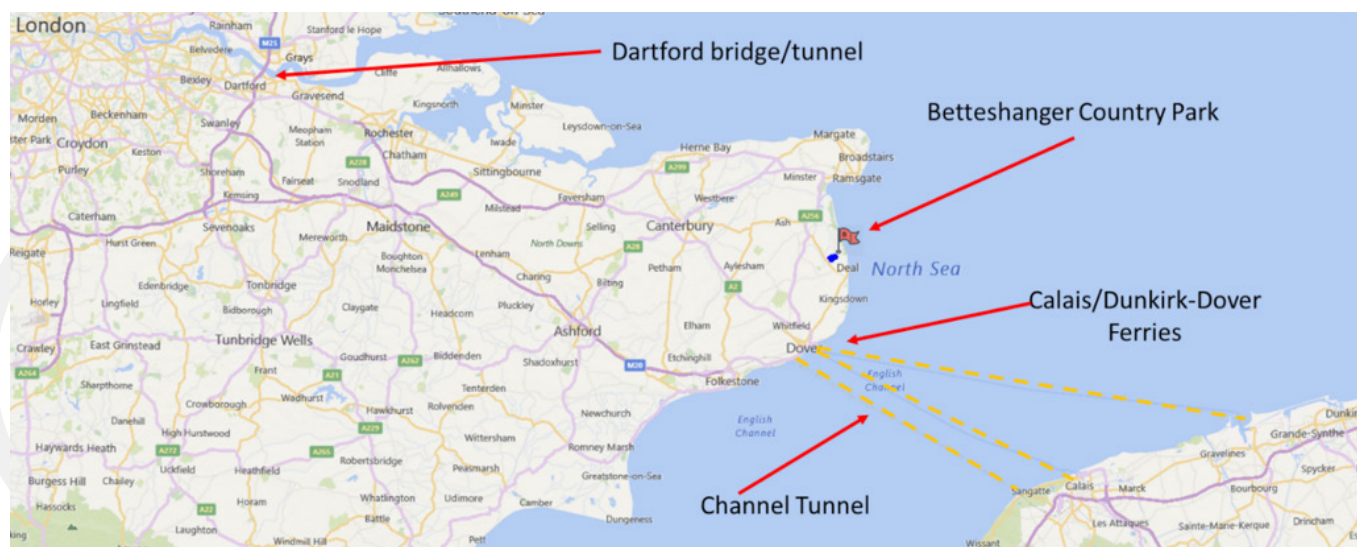


## GETTING THERE

Betteshanger Country Park is 5km (3 miles) north of the coastal town of Deal. The nearest coastal routes from France are the ferries and the channel tunnel which land at Dover (~16 Km (10 miles away). There is also a ferry route from Hoek van Holland to Harwich which is 215 Km (by car) from Deal.

### DARTFORD TUNNEL & DARTFORD BRIDGE CHARGES

If you are driving to Betteshanger from north of London and have to use the Dartford Bridge. Please remember that this is a toll bridge which operates a number plate recognition system to record all vehicles that use it. You need to pay (online) for any crossing of the bridge/tunnel before midnight the day after you have crossed. It is possible to also make advance payments before you cross (which is a good way to avoid being fined for late payments). For full details please refer to their website <http://www.carbuyer.co.uk/tips-and-advice/145612/dartford-crossing-payment-and-dart-charge-guide>



## CAMPING

We are able to offer camping within the site of Betteshanger Park, a few hundred metres from the tracks where we will be racing.

Camping on site may be booked through the BHPC shop (link) either together with registration or separately at another time before the event.

One camping pitch is one tent, one motorhome (RV) or one caravan but any number of people can occupy the pitch. If you are sharing one camping pitch with a number of racers, only the lead racer needs to book the camping.

If you book camping at Betteshanger through the BHPC shop, you will be given a camping ticket along with the welcome bag that you will receive when you sign-on for registration at the event. This camping ticket will need to be tied to the outside of your tent (or motorhome).

Tents can be accommodated on grass next to the car park which will provide the hard standing for motorhomes (RVs) and caravans. It is not an official camp site and therefore has no hook up facilities for power or water but toilets, showers and water are available in the visitor centre, a few hundred metres away.

The site will be available from Thursday 12 July, for the four nights through to Sunday 15th July. Any number of nights may be booked. The cost per pitch is £10.50 per night.

### OTHER ACCOMMODATION

For other accommodation options (Hotels, bed & Breakfasts, campsites) in the region of Betteshanger please see links on the WC2018 webpage and the Visit Kent webpages <https://www.visitkent.co.uk/>

## PARKING

If you are driving to the event, please note that parking in Betteshanger Country park costs £3 per day. Please refer to their website for full details of their car parking system and prices <https://www.betteshanger-park.co.uk/plan-your-visit/car-parking/> We are discussing this with the Country Park and hope to be able to reduce this amount. We will update you when we can.

If you have any questions please don't hesitate to ask [wc2018@bhpc.org.uk](mailto:wc2018@bhpc.org.uk)

[f @HPVWC2018](#) [wc2018.bhpc.org.uk](https://www.wc2018.bhpc.org.uk)

